

DOUBLE WIDTH MOP SINK CABINET

Item #: _____ Qty #: _____
 Model #: _____
 Project #: _____



Cabinet Includes
Floor Mop Sink

FEATURES:

- Double Width Cabinet
- 16" x 20" x 12" Sink Bowl - (drain included)
- Opening for mop bucket to roll in
- Ventilation Slots
- Hinged Double Doors
- 4 Fixed Intermediate Shelves (3 in storage side, 1 above sink)
- 2 Mop Holders (1 on either side - above mop sink)

CONSTRUCTION:

All TIG welded.
 Welded areas blended to match adjacent surfaces and to a satin finish.

MATERIAL:

- 16 gauge type "304" Series Sink Bowl
- 18 gauge type "304" Series Sink Bowl Apron
- 9-OPC-84DR OR 9-OPC-84DL** - 18 gauge type "430" Series Stainless Steel Cabinet
- 9-OPC-84DR-300 OR 9-OPC-84DL-300** - 18 gauge type "300" Series Stainless Steel Cabinet

OPTIONS:

- TA-46** Door Lock
- K-94-SHELF** Fixed Mid-shelf for 84" High Cabinets
- K-94-BACK** Add 430 Stainless Steel Back Panel
- K-94-BACK-300** Add 300 Stainless Steel Back Panel
- K-472** Add 8" O.C. Faucet Holes for Service Faucet (Must provide faucet hole height location)
- K-240** Service Faucet



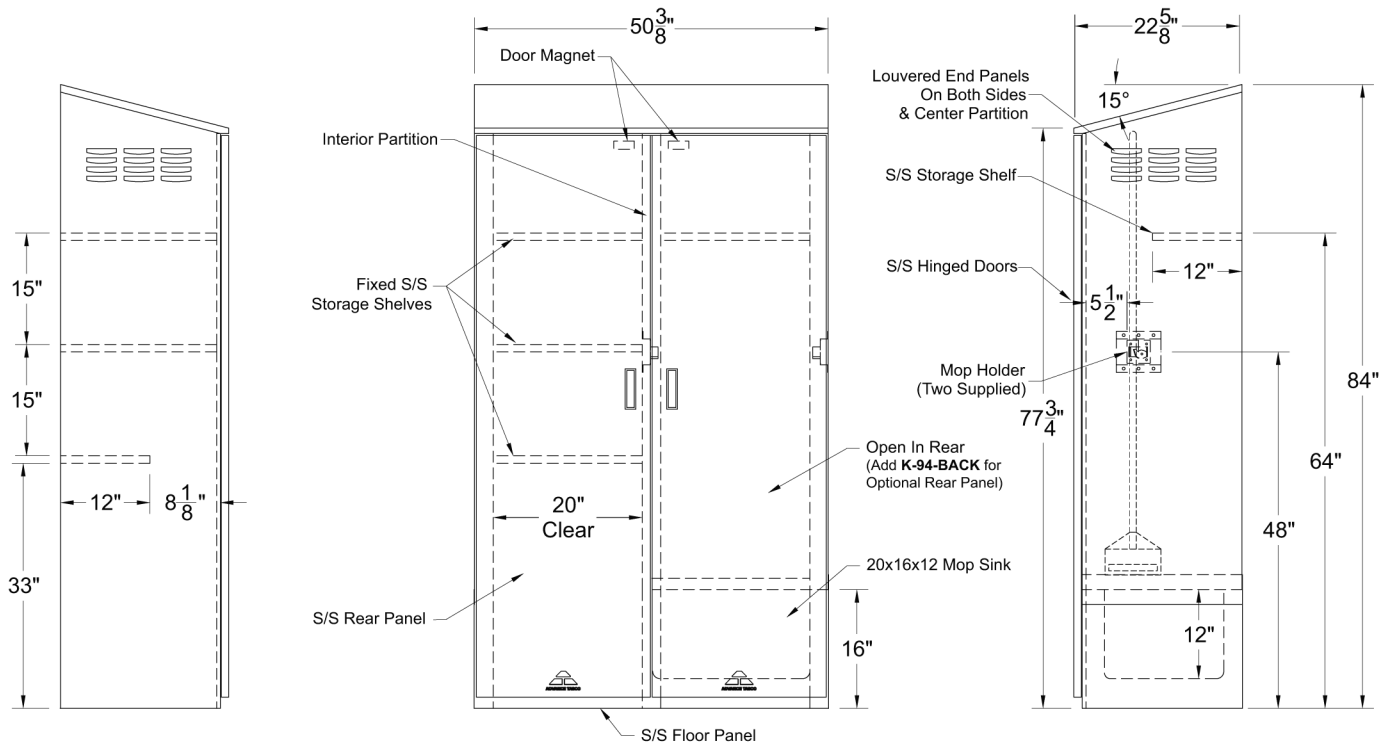
9-OPC-84DR Shown

Model #	MOP SINK LOCATION
18 Ga. Type 430 Stainless Steel Cabinet	
9-OPC-84DR	Right Side
9-OPC-84DL	Left Side
18 Ga. Type 300 Stainless Steel Cabinet	
9-OPC-84DR-300	Right Side
9-OPC-84DL-300	Left Side

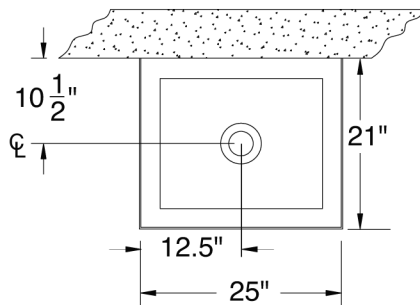
DIMENSIONS and SPECIFICATIONS

ALL DIMENSIONS ARE TYPICAL

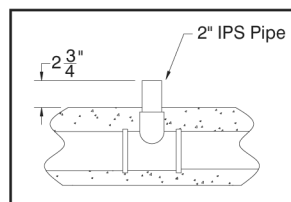
TOL ± .500"



9-OPC-84DR Shown



Mop Sink Detail



MOP SINK DRAIN ASSEMBLY

