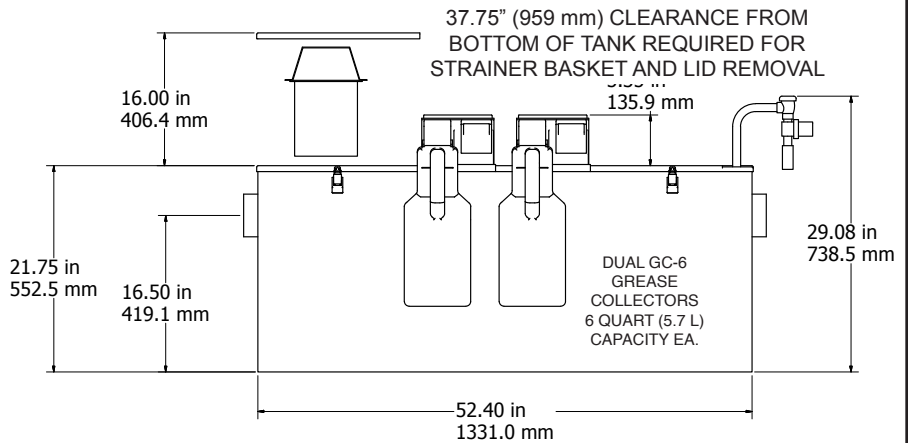


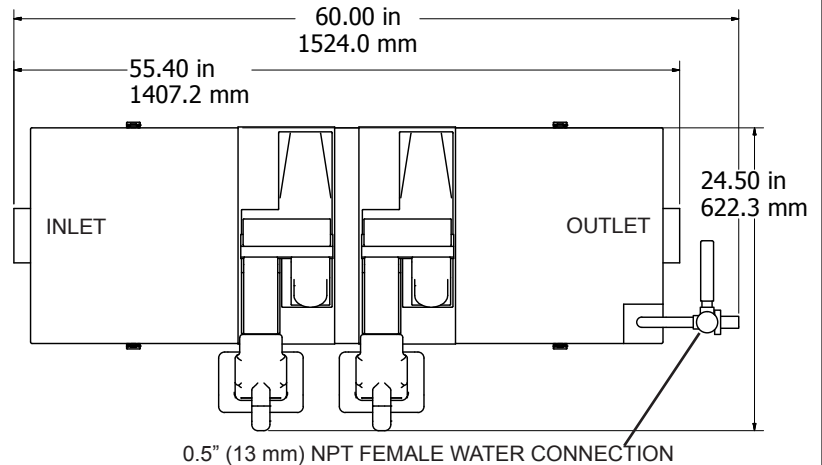
END VIEW



SIDE VIEW

FEATURES:

- Fully automatic self cleaning cycle. Removes collected grease, oils & solids from tank without any operator assistance. Comes complete with two Digital Controls and Grease Collectors.
- Constructed of corrosion resistant materials suitable for installation in virtually any location. Attractive sanitary Stainless Steel exterior.
- Integrated Motor/Grease Outlet/Heater/Lids enables fast, do-it-yourself unit operation reversal.
- Easy lift grease collectors simplify grease collection container emptying.
- Compact footprint.



TOP VIEW

TECHNICAL DATA

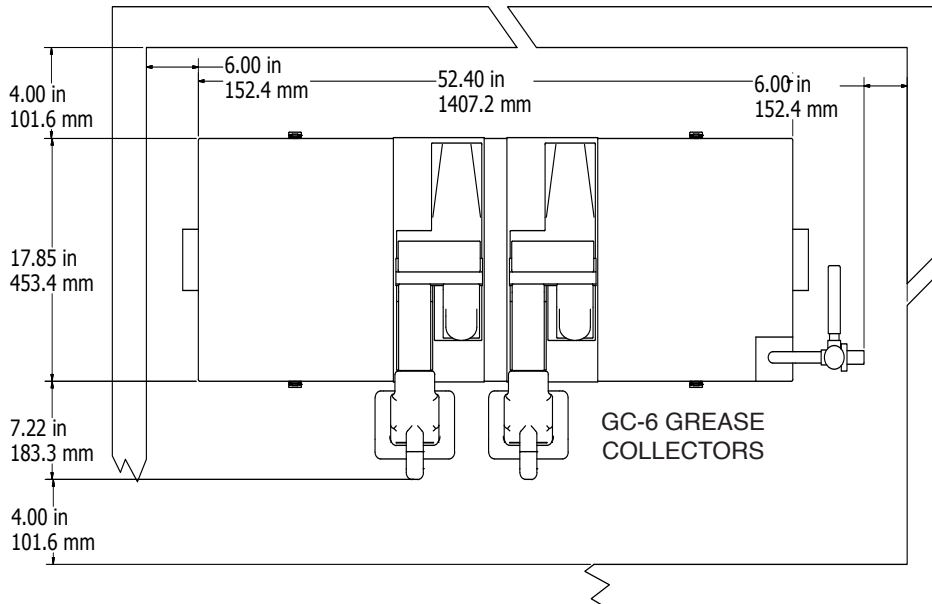
Materials:	Exterior: 304 Stainless Steel, Bright Finish
	Interior: Rotationally Molded Polyethylene
Electrical:	115 VAC, 50/60 Hz, 1055 Watts (9.1 Amps)*
Maximum Inlet Flow Rate:	125 GPM (7.89 l/s)
Number of Skimming Wheels:	2
Skimming Rate:	40 Pounds (18.16 Kg) Per Hour
Grease Retention Capacity:	300+ Pounds (136 Kg)
Eductor Pump Operation Water Requirements:	50 PSI min., 12 GPM (3.45 Bar min., 0.75 l/s)

*For Additional Electrical Configurations, see Electrical Variations section on page 2.



INSTALLATION INFORMATION

Suggested Minimum Footprint Dimensions



Requirements

Allow a minimum of 12" (304.8 mm) clearance from top of tank for removal of unit lid.

READ instruction manual included with system before doing anything.

Install unit allowing for the minimum clearances shown.

Provide a min. 50 PSI, 12 GPM (3.45 Bar min., 0.75 l/s) Water Supply for solids pump operation

Make sure the height above the Internal Strainer Access Cover is enough to remove the strainer.

Make piping connections with rubber "No Hub" connectors.

Keep outlet piping as straight as possible. Use only "sweep" connections.

Install vent on outlet piping.

Fill the tank with water before energizing the power to the motor and heater.

Set Programmable Digital Controls for proper operating times.

Do Not Install "P" trap on outlet connection of tank. (Note: the unit already has an internal gas trap.)

Do Not Reduce pipe size on outlet piping.

Job Specification:

Grease and oils separator(s) shall be Thermaco **Big Dipper** automatic grease/oil recovery system(s) as manufactured by Thermaco, Inc., as noted on plans.

Separator Specifications:

Furnish and install ___ Thermaco **Big Dipper** Model No. W-1250-AST, bright finish type 304 stainless steel exterior, rotationally molded polyethylene interior automatic self-cleaning grease and oil recovery separator(s) for floor mounted or partially recessed installation, rated at 125 gallons per minute (7.89 l/s) peak flow, 300 pounds (136 Kg) of grease capacity and including as an integral part of the unit, two rotating gear hydrophobic wheel assemblies for automatic grease/oil removal, an integral flow control device, two self-regulating enclosed electric immersion heaters, a vessel vent, an integral gas trap, two digital controls for programmable operation, field reversible motor locations, field reversible grease/oil sump outlets, quick release stainless steel lid clamps, a gasketed and fully removable 304 stainless steel lid, lift-out filter basket access, an eductor transfer pump controlled by repeat cycle timer, and two separate grease and oils collection containers. Eductor pump shall be supplied with a 0.5" (13mm) female connector for attachment to facility-supplied water supply. Eductor pump shall be supplied with an approved vacuum breaker. Electric assembly shall be tested to comply with pertinent sections of the Standards for Safety ANSI/UL 73 and/or ANSI/UL 1004. Each electric motor equipped with overload protection.

Electrical Variations:

W-1250-AST: 115V 50/60Hz, 1055 Watts (9.1 Amps)
 W-1250-AST-E: 230V 50/60Hz, 1055 Watts (4.6 Amps)

NOTE: Drawing for reference only. Equipment must be installed in compliance with all applicable laws, regulations and codes, including plumbing codes. Installation should be performed by a qualified plumber.